



Work for pupils who are not attending school for covid reasons

Below you will see tasks that pupils can do at home whilst self-isolating. They are not compulsory, particularly if the pupil is unwell and needs to focus on rest and recovery, but they can be used to give some structure to a pupil's day, allow them to keep in touch with their subjects and reduce anxiety about falling behind classmates. We will continue to update this document and more subjects will be added. Pupils should also check their Microsoft Teams account for assignments.

Art

S1 Pupils: Using your red sketchbook or a piece of paper, practise drawing a variety of 3D objects at home. For example, part of a plant, a mug or a cup, a crushed can etc. Use pencil and try drawing in line and then adding shading to show light and dark areas.

S2 Pupils: Using your red sketchbook or a piece of paper, practise drawing a variety of 3D objects at home. For example, a kitchen utensil, vegetables on a chopping board, a coat hanging on a hook, a trainer or shoe etc. Use pencil to create tonal drawings showing 3 dimensions, light and shade.

S3 Pupils: Use your red sketchbooks for this work

Mrs Johnstone's class- **"On the window sill"**

Make a few drawings of a view from a window which will be used in your compositions. Try a few different locations in your home.

Mrs MacPherson- **"Junk Food"**

Look for an object which fits your theme and make a tonal drawing of it. This could be a bar of chocolate, a cake or biscuit or some product with lettering.

Nat 5 Art and Design: Requests for your art folder and materials can be made if this is appropriate and will allow you to continue with your folio work. These can be arranged to be picked up at the front office. Alternatively bespoke critical work can be set to individual pupils vis email/Teams.

Higher Art and Design: Requests for your art folder and materials can be made if this is appropriate and will allow you to continue with your folio work. These can be arranged to be picked up at the front office. Alternatively bespoke critical work can be set to individual pupils vis email/Teams.

Biology

Work is set on Microsoft Teams

Chemistry

Work is set on Microsoft Teams

English/Literacy

Please go to the end of this document for exercises you can do to improve your literacy. Also spend at least 2 x 20 minutes each day reading for pleasure, reading your Accelerated Reader Book (S1-3) or reading something more challenging like articles from a quality newspaper; this will benefit all of your school studies, not just English. Pupils in S4-6 taking SQA courses in English can work on their folio pieces.

French

S1 <https://www.languagesonline.org.uk/French/ET1/NewET1U1/index.htm>

This link takes you to the languages online website where you will find beginner's units that cover a range of topics. Please work through all the exercises from 1 to 16, and not any further than 16.

S2 <https://www.languagesonline.org.uk/French/ET1/NewET1U1/index.htm>

This link takes you to the languages online website where you can work your way through: Exercises 4, 5, 16, 17, 18, 19, 20 (we will be doing school as our next topic). You can also work through any of the exercises in between, which will help you with general revision.

Geography

S1 Go to [BBC Bite Size L3 OS Map Skills](#) read & do the quiz.

Go to BBC Bize Size [KS3 OS Map Skills](#) read & do the quiz.

You can also do the Oak Academy Online lessons for [Map Skills](#). They cover what we do in S1 and with a few additional skills well worth learning.

Improve your knowledge of geographical locations as you complete [this quiz](#)

Check teams. Your teacher may post additional resources and or assignments to help you follow what we are doing in class.

S2 Go to [BBC Bitesize KS3 Hazards](#). There are 7 mini topics. Read each section and do the quiz at the end of each.

Have a go at the Oak Academy lessons for [Tectonics](#).

Check teams. Your teacher may post additional resources and or assignments to help you follow what we are doing in class.

S3 **Check teams.** Presentations from class will be uploaded with resources to enable you to follow what we are doing in class.

Additional resources to support pupils:

Oak Academy does not have a unit on India, our current topic, but any of the units [here](#) will help prepare pupils for National courses in S4. They should select a unit they are interested in and complete it.

Revision of Geographical Skills:

Learn more about contours on maps [here](#).

Practise your 6-figure grid references. Complete this [challenge](#).

N5 **Check teams.** Presentations from class will be uploaded with resources to enable you to follow what we are doing in class.

Additional resources to support pupils:

Oak Academy unit on population, a topic we have completed, is found [here](#) . These online lessons are great revision especially as pupils prepare for the HE unit assessment. Note that the lessons10-13 on migration are NOT in our N5 course.

Revision of Geographical Skills:

Learn more about contours on maps [here](#).

Practise your 6-figure grid references. Complete this [challenge](#).

H **Check Teams.** Your teacher will post weekly assignments to enable you to follow what we are doing in class.

AH **Check Teams.** Your teacher will post weekly assignments to enable you to follow what we are doing in class.

German

S1

<https://www.languagesonline.org.uk/Hotpotatoes/germanindex.html>

This link takes you to the languages online website where you will find beginner's units that cover a range of topics. Please work through

Hallo! Wie heisst du? – classes are working on this at the moment
Die Zahlen and die Familie – to be covered next in class.

S2 German

<https://www.languagesonline.org.uk/Hotpotatoes/germanindex.html>

This link takes you to the languages online website where you should work through the following units from the beginner's section.

Hobbys und Freizeit

Present tense verbs and hobbies

Hobbys- word order Practice.

S3 German

Log in to Active Learn and complete the two tasks that have been set for you from Chapter 1 Media. You will need to use your vocabulary list – a copy will be in the files on the Team.

New tasks will be set on Tuesdays. Any issues with log in please email your teacher.

<https://www.pearsonactivelearn.com/app/home>

National 5 German

From your Brightred guide

Holidays complete pages 74 and 75 – creating your own answers to the questions in the present and past tense.

You can continue to work through the Culture section- pages 76- 79 inclusive.

Higher German

Complete the second Directing Writing from the 2018 paper making use of the Support notes from your Brightred guide p 64 onwards.

Work through the Culture section in the Brightred guide – p48 onwards. Remember that you can access the audio files from the Digital Zone.

History

S1: Go to the BBC bitesize website; [Roman Britain - KS2 History - BBC Bitesize](#)

and try creating a written report in your own words using the following sub-headings: How the Romans conquered Britain?; Did the Romans conquer Scotland? What was it like in Roman Britain?; How did the Romans change Britain?. Each sub-heading area should be no more than 100 words.

S2: Go to the [A History of Medicine - History Learning Site](#) and choose a famous medical great from the following list: Edward Jenner, Edwin Chadwick, Louis Pasteur, Robert Koch and Marie Curie.

Create a report detailing describing the main medical achievements and the impact of their findings. You could also work on your Fereday project if possible.

S3: WW1: Life in the trenches; Got to BBC bitesize website: [What was life like in a World War One trench? - BBC Bitesize](#)- Imagine you are a soldier in the trenches in 1915. Write a letter or diary describing life in the trenches in as much detail as possible.

N5 History: Go to [National 5 History - Scotland - BBC Bitesize](#). Take notes on the topic areas we are currently working on and try the revision end of topic tests.

Higher History: Go to [Britain \(1851-1951\) - Higher History Revision - BBC Bitesize](#) Take notes on the topic areas we are currently working on and try the revision end of topic tests.

Maths

Complete exercises on appropriate topics in mymaths or sumdog.

Modern Studies

Go to [Higher Modern Studies - Scotland - BBC Bitesize](#)

Take notes on the topic areas we are currently working on and try the revision end of topic tests

PE

N5 - Mrs Bevan will upload the theory PowerPoints on to Teams. Pupils should work their way through that, complete any tasks on the PowerPoint and keep up to date with quiz assessments.

Higher - Mr Flett will upload the theory PowerPoint on to Teams, pupils should work their way through that and complete the homework questions at the end. Pupils should also complete any additional quizzes set.

AH - Miss Morrison will email any pupil that is off and update them what they have missed and work to be getting on with.

Photography

Higher: Continue to read and revise from your Basic Camera Techniques booklet, and the 'Technical and Creative' document in your Team folder in Class Materials/Exam Practice/Q12 practice.

Future multiple choice questions will be based on this content.

Physics

Work is set on Microsoft Teams

Princes Trust Achieve Group


Work is set on Microsoft Teams


LITERACY





The following links and QR codes will take you to revision quizzes on a variety of literacy topics. You can choose to work through each topic, or select the topics you know you need to work on. You might find it helpful to look back at some of the comments and feedback your teacher has given on your work. These comments will help you to identify areas you need to work on.




You should then scan the QR code using the camera function on your phone, or click on the link. Once you have accessed the link, you will be directed to sign into Glow before the quiz loads. If you are already signed in, your quiz should open straightaway.

Please read the notes and watch any recommended videos before completing the quizzes. You can record your results on the last column on the table. Most of the quizzes will mark automatically. This means you will be given a result once you finish. However, there are some questions which require a teacher to mark; you will have to wait for feedback on these.

Topics	QR Codes	Links	Results
Punctuation			
Capital Letters		https://forms.office.com/r/yvINcyQkEZ	

Topics	QR Codes	Links	Results
What is a sentence? Using Full Stops and Avoiding Comma Splicing		https://forms.office.com/r/ZMuB69I0sB	
Commas Lists and subordinate clauses		https://forms.office.com/r/Msx3bDL5jD	
Commas used in Parenthesis		https://forms.office.com/r/TNGMCSQy8P	
Apostrophes for Omission and Possession		https://forms.office.com/r/v78AuWziXm	

Topics	QR Codes	Links	Results
Semicolons		https://forms.office.com/r/Zq51uBFDiE	
Colons		https://forms.office.com/r/BZWak4qnDF	
Proof Reading for Errors		https://forms.office.com/r/HHmWjEwTMu	
Spelling			
Plurals		https://forms.office.com/r/tEKveNH6Ub	

Topics	QR Codes	Links	Results
Tricky Pairs		https://forms.office.com/r/zKn8dUMYiA	
Homophones		https://forms.office.com/r/p4aeIjcFUb	
Grammar			
Common Grammar Mistakes I: a lot / then vs. than / of vs. have / fewer vs. less / is vs. are / much vs. many		https://forms.office.com/r/T6B42iQwsB	

Topics	QR Codes	Links	Results
Reading Skills			
Word Choice: Denotations and Connotations		https://forms.office.com/r/3CWEIH5M4L	